

Freebie!

Bubbles

Verbs




© 2015 by Pam Dahm
Small Talk SLP

How to use this freebie:

- Print and laminate all materials.
- Cut out the bubbles on p. 8; Cut out cards and sentence strips.
- 3 ways to play:
 1. Use the Action Bubble Boards as printed with the accompanying action cards. To work on labeling verbs, have the child turn over a card, find the matching action on the Bubble board and cover it.*
 2. To work on pronouns He/She and auxiliary verbs, place an action card on the sentence strip and say the sentence before covering the matching bubble.
 3. Attach Velcro dots to the cut out bubbles and to the bubble on the Bubble boards. Cover the bubbles on the boards to hide the pictures. Have the child remove the bubbles and name the actions.

* Ideas for **covering bubbles**: use **dot paints**, dip a toilet tissue tube in paint and **stamp** "bubbles" on top of the action bubbles, use **chips or erasers** of any sort, squish play dough balls on the bubbles, or (here's my favorite) have the child **blow bubbles at the pictures**!





Small Talk SLP



drinking

Small Talk SLP



pouring

Small Talk SLP



eating

Small Talk SLP



waving

Small Talk SLP



hammering

Small Talk SLP



brushing

Small Talk SLP



yawning

Small Talk SLP



opening

Small Talk SLP



cutting

Small Talk SLP



painting

Small Talk SLP



zipping

Small Talk SLP



laughing

Small Talk SLP



wiping

Small Talk SLP




sneezing

Small Talk SLP



washing

Small Talk SLP




sleeping

Small Talk SLP



blowing

Small Talk SLP




hugging

Small Talk SLP



brushing

Small Talk SLP




licking

Small Talk SLP




He

is





Small Talk SLP



She

is





I'm so glad you downloaded this freebie! I hope your kids will enjoy it as much as mine!

Visit my store to find other fun and motivating activities:

<https://www.teacherspayteachers.com/Store/Pam-Dahm>


Click on the green star under my store name to follow me and receive notification when new items are added to my store.

Follow me: Small Talk SLP on Facebook and Instagram

chitchatandsmalltalk.blogspot.com

Fonts by: <https://www.teacherspayteachers.com/Store/Hello-Literacy>

Clipart by: <https://www.teacherspayteachers.com/Store/Krista-Wallden>
<https://www.teacherspayteachers.com/Store/Educlips>
<https://www.teacherspayteachers.com/Store/Teacherscrapbook>



Check out my other fun bubble products:

<https://www.teacherspayteachers.com/Product/Blowing-Bubbles-Early-Sounds-1854400>

<https://www.teacherspayteachers.com/Product/Blowing-Bubbles-Categories-1853335>

