





{FREE} TEACHING TEST-TAKING STRATEGIES POSTERS

I. Read through the entire problem (including the answer choices).

Why? You want to get a general understanding
of what the problem is all about.




2. Ask yourself,
“What is the question
REALLY asking me?”



Why? You need to determine what the problem
is actually focusing on.

3. Read the problem again.
Look for keywords that will
help you understand the
question AND the answer
choices.




Underline important details.

Circle numbers and words that are extra important.


Why? You only need to focus on the good stuff!

4. Analyze the
answer choices and
eliminate as many as
you can.



Why? By eliminating, you are saving the best
for last!

5. Choose the best
answer or make your
best guess after
narrowing down your
choices.



Why? You've done most of the work, now you
can move to the last strategy!

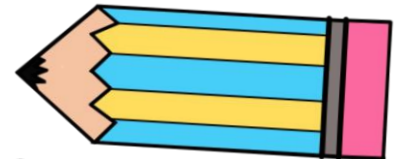
6. Go back and review the original question.

Does your answer choice make sense?

Why? Remember strategy #2 when you said,

"What is this question REALLY asking me?"

Make sure you ANSWERED that!



Please don't forget to check out my **FULL**
test-taking strategies guided toolkit!

It includes all the information you could
want to teach the strategies step-by-step,
including:

gradual release student presentation,
strategies guide cards for students,
2 weeks of questions to get you started,
etc.

You are sure to love it! 😊

On December 17, 2015, Buyer said:

Excellent product!!! My
students are progressing in
their reading/test taking skills
by using this product!!! Thank
You!!

Total: ★★★★★ 4.0

Overall Quality: ★★★★★ 4.0

Accuracy: ★★★★★ 4.0

Practicality: ★★★★★ 4.0

Thoroughness: ★★★★★ 4.0

Creativity: ★★★★★ 4.0

Clarity: ★★★★★ 4.0

My Disclaimer - Important!

Below is my disclaimer! Please read the following carefully.

These strategies are intended for multiple-choice questions, but as I will mention later, can also be adapted to fit other types of questions as well.

It is NOT research-based. It is simply a resource I created to share what has worked for me in MY classroom with MUCH practice throughout the year, and is part of my Teaching Test-Taking Strategies Guided Toolkit.

I make no claims that you will see increased test scores by using this resource.

This is part of a collection of strategies and procedures that I have put together to increase my students' success in problem solving multiple choice word problems. **They may seem like common sense, and they probably are! However, I believe that many teachers are looking for help in implementing test-taking strategies at a variety of grade levels.**

Please see my Teaching Test-Taking Strategies Guided Toolkit for full information, including the resources needed for implementation of these strategies through a Question of the Day routine.

Thanks for downloading! 😊

Terms of Use & Credits

I hope that you enjoy implementing these strategies in your classroom!

Please note:

- This download is for the use of one teacher only. Please feel free to refer them to my link below if they are interested in these materials.
- You may not alter or create anything to sell or share based on these materials.
- Sharing of the cover image or preview of this packet is acceptable, provided you link back to my TpT store (see below).

Thanks again!

Kelly Ann

<http://www.teacherspayteachers.com/Store/Created-By-Kelly-Ann>

Font by [Kimberly Geswein](#) and [Cara Carroll](#)

Frames by [Teacher's Toolkit Design](#)

Digital Papers, Frames, and Photo by [Graphics From the Pond](#)

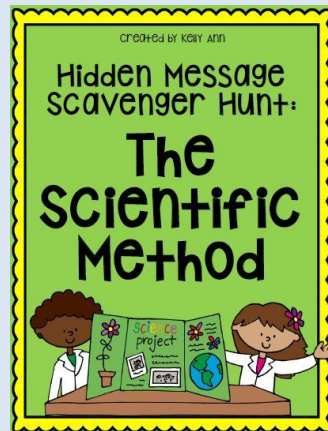
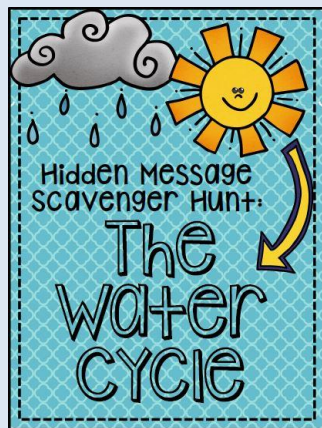
and [Z is for Zebra](#)

Clip Art by Creative Clips by [Krista Wallden](#) and [EduClips](#)



Enjoy!

Please click
HERE to
leave
feedback!
Thanks!



**More fun
products!**

