







Building a Sandcastle

Show the order of the story by writing the numbers 1, 2, 3, and 4 in the correct boxes.

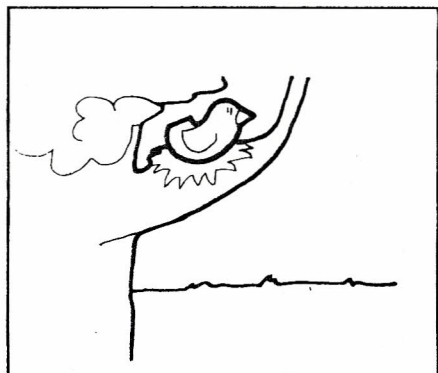
 <input data-bbox="156 987 272 1081" type="text"/>	 <input data-bbox="826 987 941 1081" type="text"/>
 <input data-bbox="165 1648 280 1743" type="text"/>	 <input data-bbox="834 1648 949 1743" type="text"/>


Order Please!


The pictures in each row tell a story, but they are out of order. Put them in order by numbering them **1**, **2**, and **3**. Then color the pictures.




In each row number the pictures in the correct order.









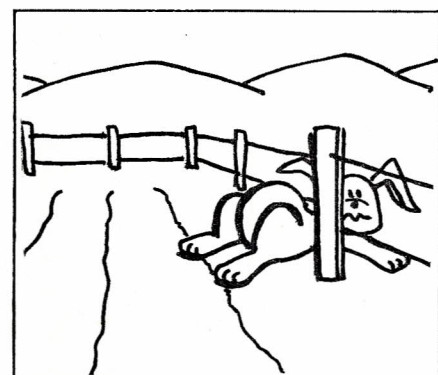














Name _____

Look at the pictures in each row. Write 1 in the picture that comes first. Write 2 in the picture that comes next. Write 3 in the picture that comes last.


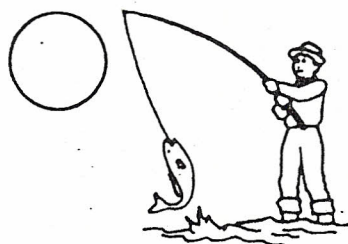
1.



2.



3.



4.



Name _____

Discovering a plot

Unit 5


As characters try to solve their problems, a story develops and other things begin to happen. This is called the **plot** of the story. In "The Wizard of Oz," Dorothy meets three good friends and faces a wicked witch as part of the plot. The plot is often divided into three parts: the beginning, middle, and end.

The pictures below tell three stories. Label the beginning, middle, and end of each.

1.



2.



3.



TELLING PICTURE STORIES

Look at each group of pictures. Put them in order to tell a story. Circle the word *first*, *next*, or *last* to show the right order.

1. Kim builds a sandman.



first next last



first next last




first next last

2. Tony makes an airplane.



first next last



first next last



first next last





Name: _____

14

In what order did these stories happen?



Label 1st, 2nd, 3rd, and 4th.

1.



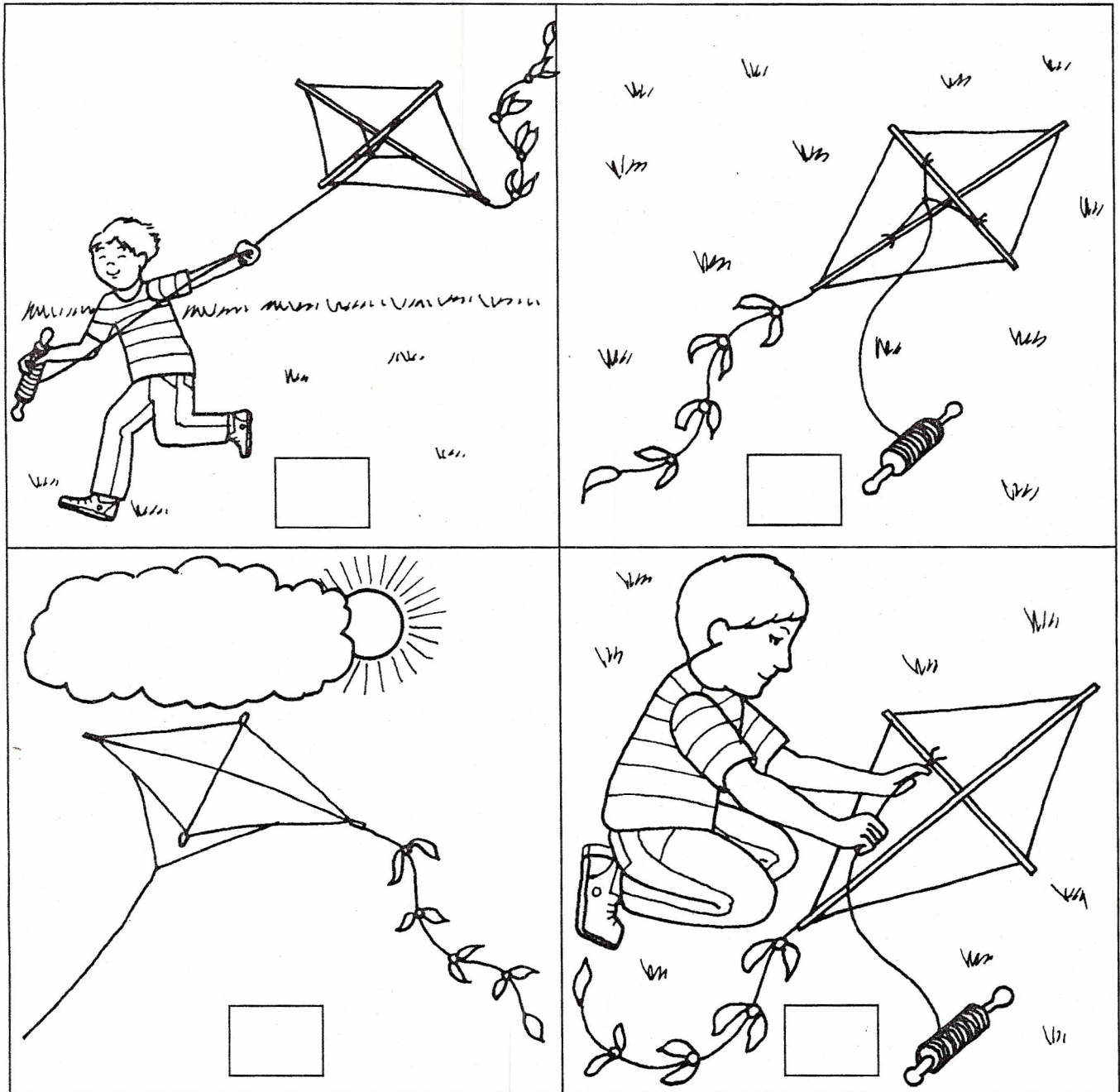
1st

2.







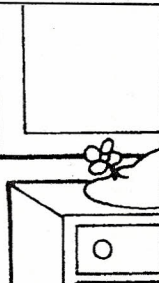
Flying a Kite



Show the order of the story by writing the numbers 1, 2, 3, and 4 in the correct boxes.




Sequencing

Show the correct order by writing 1, 2, 3, or 4 in each box.

	
<input type="text"/>	Brushing my hair
	
<input type="text"/>	Before my hair is brushed.
	
<input type="text"/>	Now my hair is brushed.


<input type="text"/> Turn out the light.

<input type="text"/> Go upstairs.

<input type="text"/> Say "good night."

<input type="text"/> Say your prayers.

Name _____

Ordering Events

P 9-1

Write 1, 2, and 3 to show the order.


1.







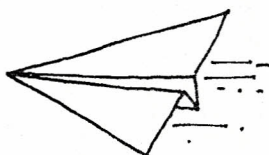
2.








3.








4.


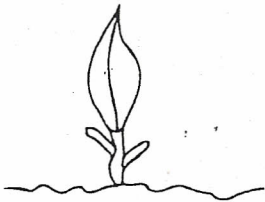



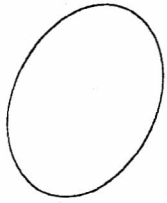

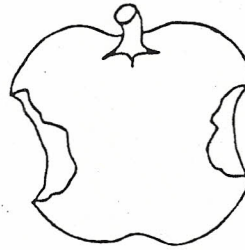
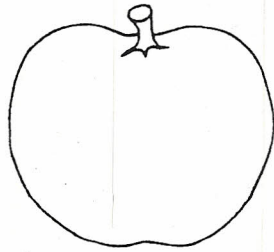
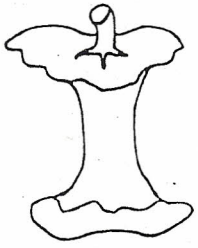







1, 2, 3, 4

Sequence Pictures



Number the pictures in the correct order.


(1, 2, 3, 4, 5, 6)



Sequence


Write the number word under the correct picture.

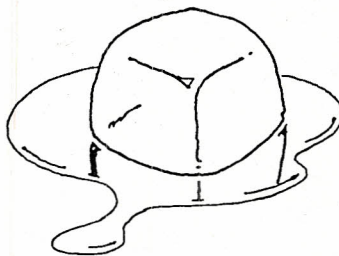
one two three

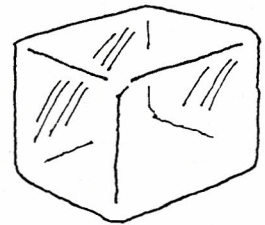


























In each row number the pictures in the correct order.


1, 2, 3, 4







Write the number 1, 2 or 3 in the box under each picture to show the sequence.









kill: Sequencing pictures.

Name: _____

Date: _____

Coco Can't Wait!

COMPREHENSION:


SEQUENCE OF EVENTS

CAN YOU DO IT?


Write **1**, **2**, or **3** to show the order in which things take place.

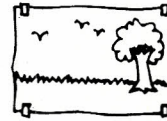






1.







2.







3.







4.




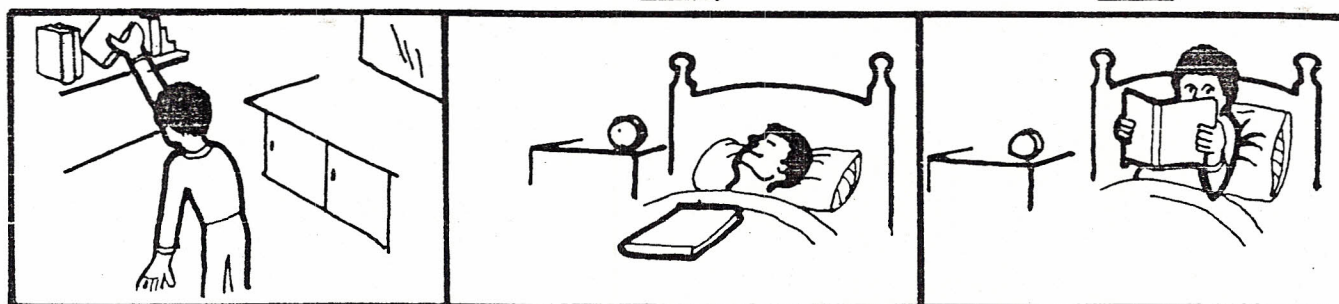
Level 2

ORGANIZE INFORMATION: Sequence of Events

Extension: Ask children to draw three pictures that show something that happened. The pictures should be in sequence.

Write the number 1, 2, or 3 in the box under each picture to show the sequence.









Skill: Sequencing pictures.

1, 2, 3, 4 Sequence

