

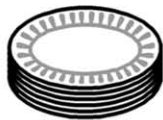
# Planet Craft

Follow the directions to make a colourful planet.



## Materials

1. paper plates



2. glue



3. salt



4. tempera paint




5. small cups



6. paintbrushes



7. hole punch




8. string





# Directions


1. Count as many cups as you have paint colours.




2. Fill each cup with about an inch of salt.



3. Mix one paint colour into each cup of salt.



4. Squirt glue onto the back of a paper plate.



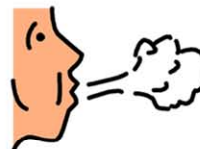
5. Use a paint brush to spread it around the plate.



6. Sprinkle or paint the coloured mixtures onto the plate.



7. Blow off the extra salt and let dry.



8. Punch a hole in the top of the plate and hang your planet with string.

