

## Q1 Do you agree to take this survey?

Answered: 64   Skipped: 0

| ANSWER CHOICES | RESPONSES |    |
|----------------|-----------|----|
| Yes            | 100%      | 64 |
| No             | 0%        | 0  |
| TOTAL          |           | 64 |

## Q2 What grade are you in?

Answered: 64 Skipped: 0

| ANSWER CHOICES | RESPONSES |    |
|----------------|-----------|----|
| 9              | 17%       | 11 |
| 10             | 11%       | 7  |
| 11             | 17%       | 11 |
| 12             | 55%       | 35 |
| TOTAL          |           | 64 |

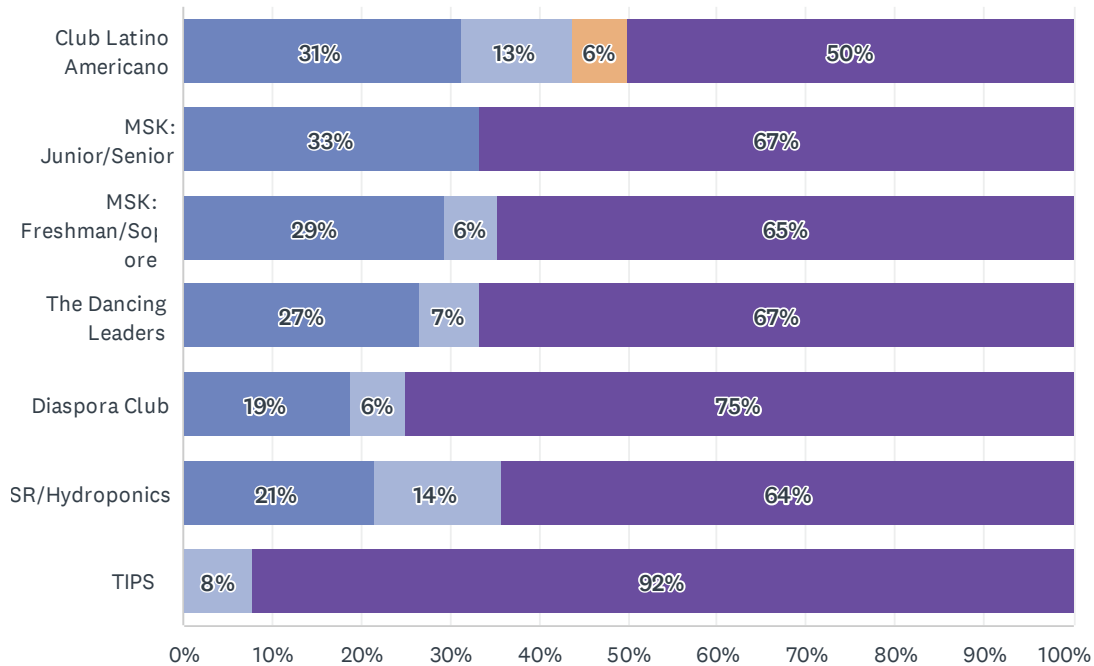
## Q4 Which school do you attend?

Answered: 64 Skipped: 0

| ANSWER CHOICES                       | RESPONSES |    |
|--------------------------------------|-----------|----|
| Yonkers Montessori Academy           | 70%       | 45 |
| Lincoln High School                  | 30%       | 19 |
| Bronx Bridges High School            | 0%        | 0  |
| Bronx Health Sciences High School    | 0%        | 0  |
| Celia Cruz High School               | 0%        | 0  |
| Evander Educational Campus           | 0%        | 0  |
| HS for Teaching & the Professions    | 0%        | 0  |
| International School of Liberal Arts | 0%        | 0  |
| Millennium Arts Academy              | 0%        | 0  |
| New World High School                | 0%        | 0  |
| TOTAL                                |           | 64 |

## Q17 How would you rate the activities you participated in this year?

Answered: 19   Skipped: 45

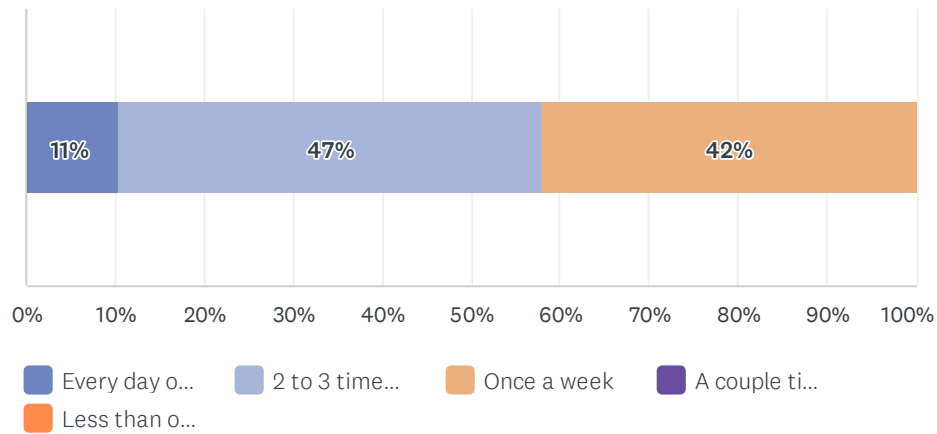


Very satisfi...   Satisfied   Not satisfied   Did not par...

|                         | VERY SATISFIED | SATISFIED | NOT SATISFIED | DID NOT PARTICIPATE | TOTAL | WEIGHTED AVERAGE |
|-------------------------|----------------|-----------|---------------|---------------------|-------|------------------|
| Club Latino Americano   | 31%<br>5       | 13%<br>2  | 6%<br>1       | 50%<br>8            | 16    | 1.50             |
| MSK: Junior/Senior      | 33%<br>5       | 0%<br>0   | 0%<br>0       | 67%<br>10           | 15    | 1.00             |
| MSK: Freshman/Sophomore | 29%<br>5       | 6%<br>1   | 0%<br>0       | 65%<br>11           | 17    | 1.17             |
| The Dancing Leaders     | 27%<br>4       | 7%<br>1   | 0%<br>0       | 67%<br>10           | 15    | 1.20             |
| Diaspora Club           | 19%<br>3       | 6%<br>1   | 0%<br>0       | 75%<br>12           | 16    | 1.25             |
| ASR/Hydroponics         | 21%<br>3       | 14%<br>2  | 0%<br>0       | 64%<br>9            | 14    | 1.40             |
| TIPS                    | 0%<br>0        | 8%<br>1   | 0%<br>0       | 92%<br>12           | 13    | 2.00             |

## Q18 How often do you typically attend the afterschool program?

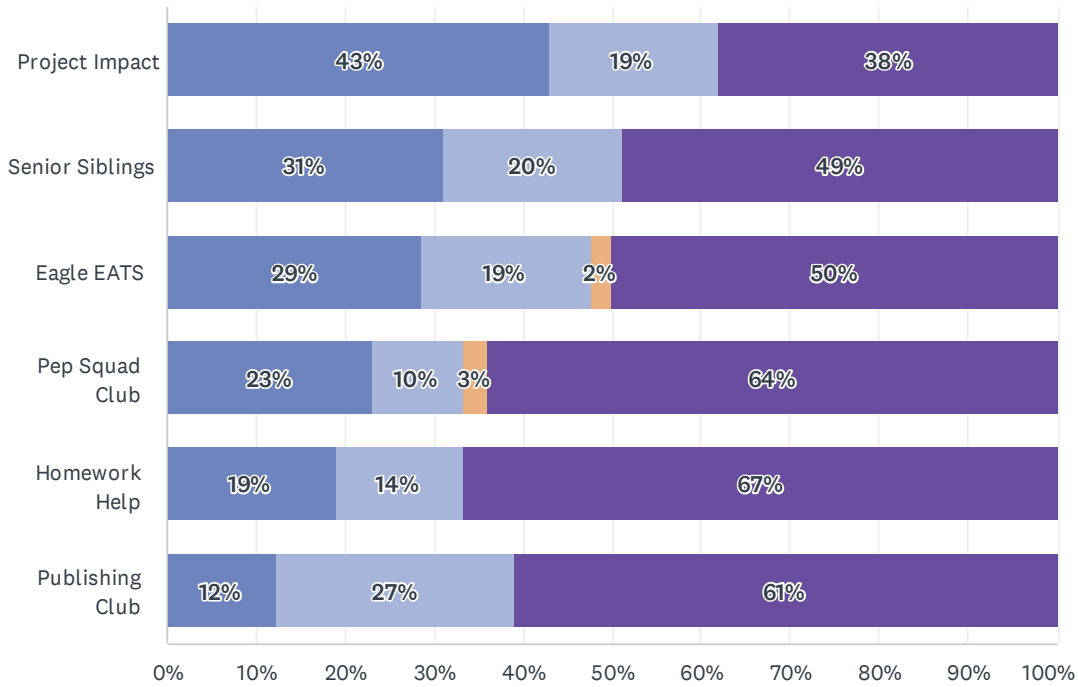
Answered: 19 Skipped: 45



| ANSWER CHOICES                | RESPONSES |    |
|-------------------------------|-----------|----|
| Every day or almost every day | 11%       | 2  |
| 2 to 3 times a week           | 47%       | 9  |
| Once a week                   | 42%       | 8  |
| A couple times a month        | 0%        | 0  |
| Less than once a month        | 0%        | 0  |
| TOTAL                         |           | 19 |

## Q23 How would you rate the activities you participated in this year?

Answered: 45 Skipped: 19

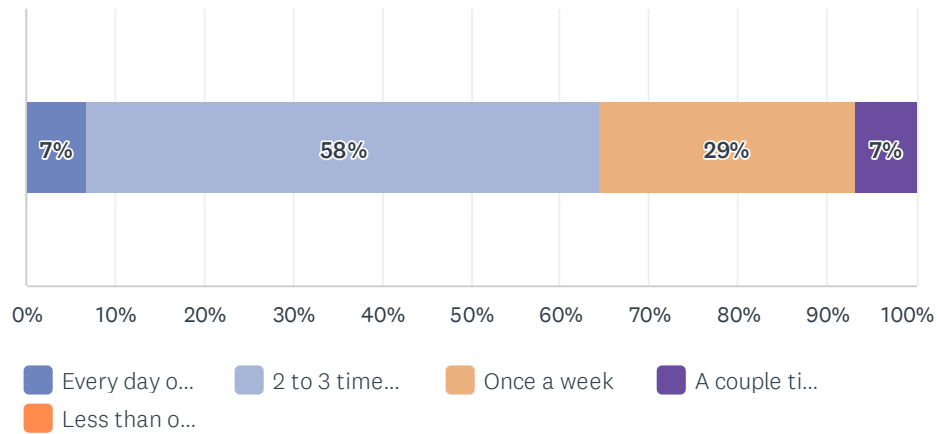


■ Very satisfi... 
 ■ Satisfied 
 ■ Not satisfied 
 ■ Did not par...

|                 | VERY SATISFIED | SATISFIED | NOT SATISFIED | DID NOT PARTICIPATE | TOTAL | WEIGHTED AVERAGE |
|-----------------|----------------|-----------|---------------|---------------------|-------|------------------|
| Project Impact  | 43%<br>18      | 19%<br>8  | 0%<br>0       | 38%<br>16           | 42    | 1.31             |
| Senior Siblings | 31%<br>14      | 20%<br>9  | 0%<br>0       | 49%<br>22           | 45    | 1.39             |
| Eagle EATS      | 29%<br>12      | 19%<br>8  | 2%<br>1       | 50%<br>21           | 42    | 1.48             |
| Pep Squad Club  | 23%<br>9       | 10%<br>4  | 3%<br>1       | 64%<br>25           | 39    | 1.43             |
| Homework Help   | 19%<br>8       | 14%<br>6  | 0%<br>0       | 67%<br>28           | 42    | 1.43             |
| Publishing Club | 12%<br>5       | 27%<br>11 | 0%<br>0       | 61%<br>25           | 41    | 1.69             |

## Q24 How often do you typically attend the afterschool program?

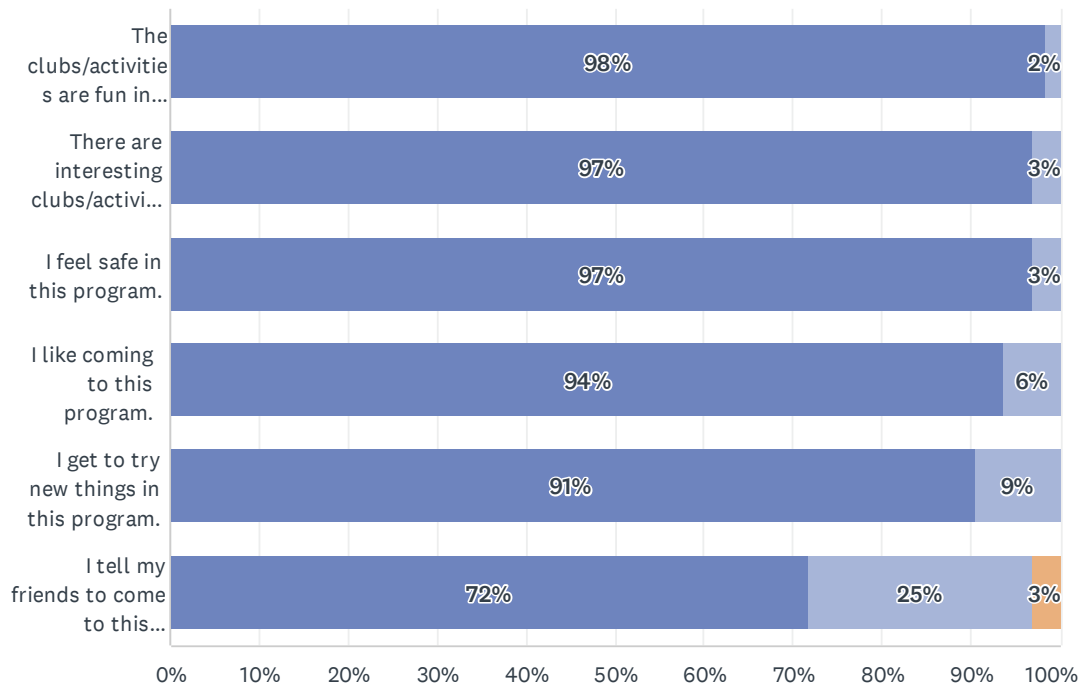
Answered: 45    Skipped: 19



| ANSWER CHOICES                | RESPONSES |    |
|-------------------------------|-----------|----|
| Every day or almost every day | 7%        | 3  |
| 2 to 3 times a week           | 58%       | 26 |
| Once a week                   | 29%       | 13 |
| A couple times a month        | 7%        | 3  |
| Less than once a month        | 0%        | 0  |
| TOTAL                         |           | 45 |

## Q25 How do you feel about this program?

Answered: 64 Skipped: 0



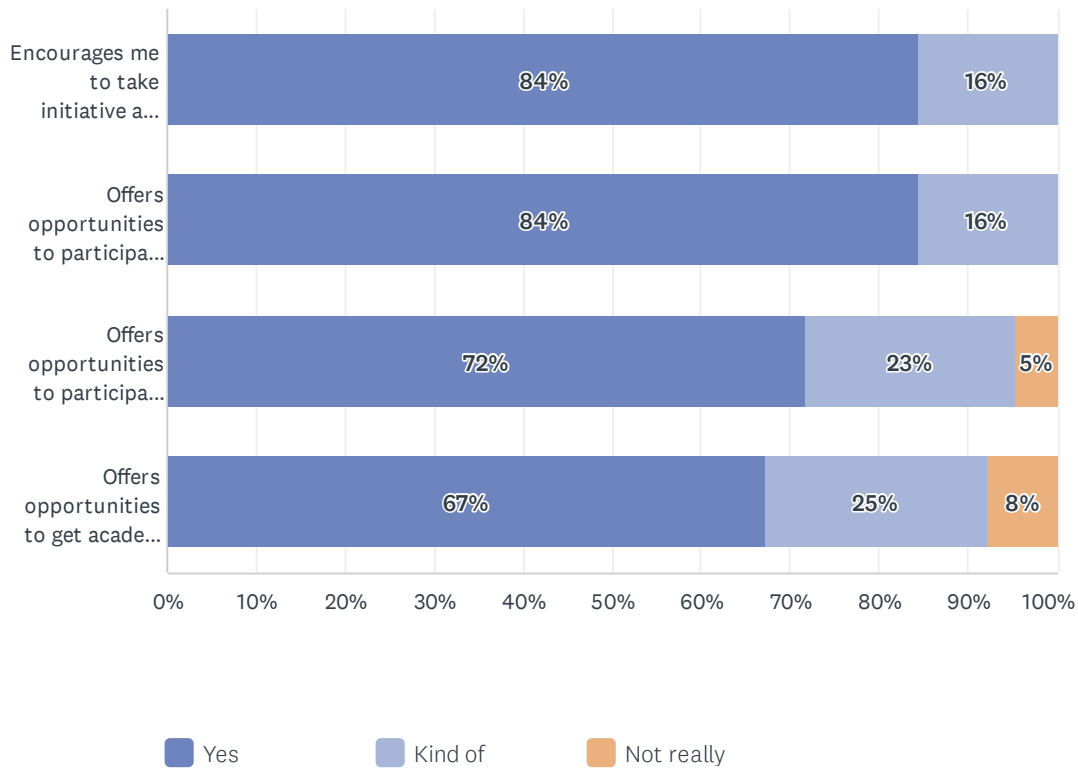
■ Yes
 ■ Kind of
 ■ Not really

|   | YES       | KIND OF   | NOT REALLY | TOTAL | WEIGHTED AVERAGE |
|---|-----------|-----------|------------|-------|------------------|
| The clubs/activities are fun in this program.           | 98%<br>63 | 2%<br>1   | 0%<br>0    | 64    | 1.02             |
| There are interesting clubs/activities in this program. | 97%<br>62 | 3%<br>2   | 0%<br>0    | 64    | 1.03             |
| I feel safe in this program.                            | 97%<br>62 | 3%<br>2   | 0%<br>0    | 64    | 1.03             |
| I like coming to this program.                          | 94%<br>60 | 6%<br>4   | 0%<br>0    | 64    | 1.06             |
| I get to try new things in this program.                | 91%<br>58 | 9%<br>6   | 0%<br>0    | 64    | 1.09             |
| I tell my friends to come to this program.              | 72%<br>46 | 25%<br>16 | 3%<br>2    | 64    | 1.31             |



## Q26 The program culture...

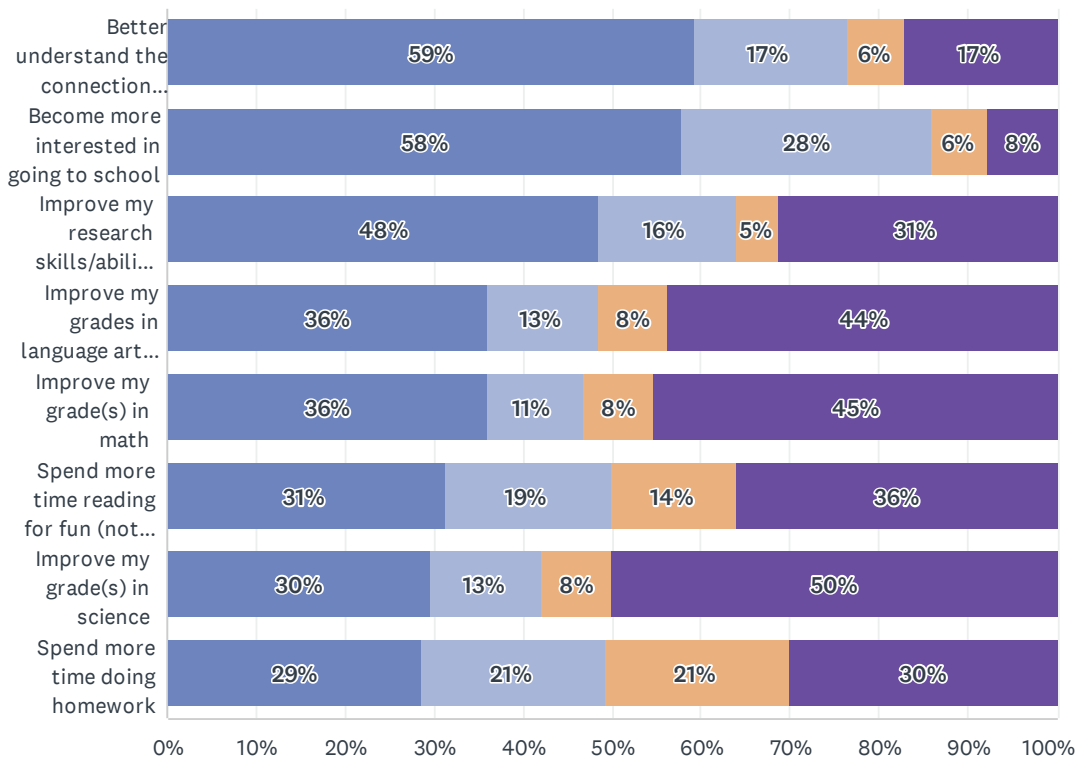
Answered: 64 Skipped: 0



|  | YES       | KIND OF   | NOT REALLY | TOTAL | WEIGHTED AVERAGE |
|--|-----------|-----------|------------|-------|------------------|
| Encourages me to take initiative and explore my interests  | 84%<br>54 | 16%<br>10 | 0%<br>0    | 64    | 1.16             |
| Offers opportunities to participate in project-based activities that are meaningful to me                    | 84%<br>54 | 16%<br>10 | 0%<br>0    | 64    | 1.16             |
| Offers opportunities to participate in activities related to the arts, recreation (i.e., sports), and health | 72%<br>46 | 23%<br>15 | 5%<br>3    | 64    | 1.33             |
| Offers opportunities to get academic support and tutoring if I need it                                       | 67%<br>43 | 25%<br>16 | 8%<br>5    | 64    | 1.41             |

## Q27 Coming to this program has helped me to...

Answered: 64 Skipped: 0

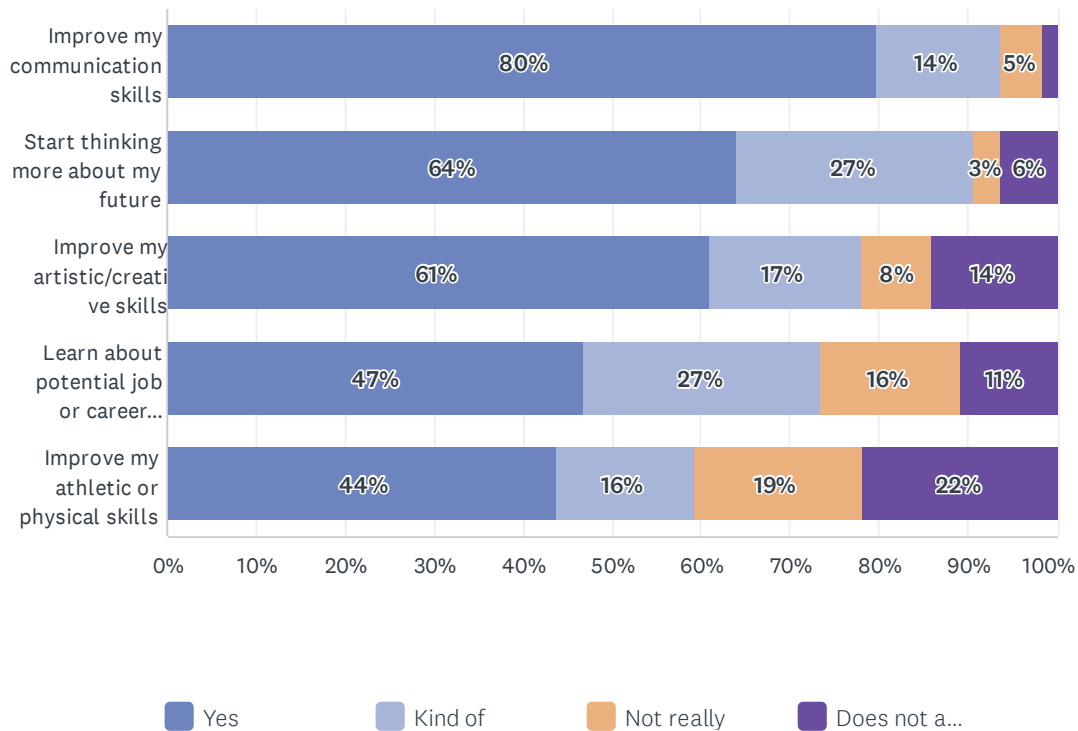


■ Yes
 ■ Kind of
 ■ Not really
 ■ Does not a...

|  | YES       | KIND OF   | NOT REALLY | DOES NOT APPLY | TOTAL | WEIGHTED AVERAGE |
|--|-----------|-----------|------------|----------------|-------|------------------|
| Better understand the connection between what I learn in school and how it applies to the real world | 59%<br>38 | 17%<br>11 | 6%<br>4    | 17%<br>11      | 64    | 1.36             |
| Become more interested in going to school  | 58%<br>37 | 28%<br>18 | 6%<br>4    | 8%<br>5        | 64    | 1.44             |
| Improve my research skills/ability to find information   | 48%<br>31 | 16%<br>10 | 5%<br>3    | 31%<br>20      | 64    | 1.36             |
| Improve my grades in language arts (reading/writing)   | 36%<br>23 | 13%<br>8  | 8%<br>5    | 44%<br>28      | 64    | 1.50             |
| Improve my grade(s) in math  | 36%<br>23 | 11%<br>7  | 8%<br>5    | 45%<br>29      | 64    | 1.49             |
| Spend more time reading for fun (not for school)   | 31%<br>20 | 19%<br>12 | 14%<br>9   | 36%<br>23      | 64    | 1.73             |
| Improve my grade(s) in science   | 30%<br>19 | 13%<br>8  | 8%<br>5    | 50%<br>32      | 64    | 1.56             |
| Spend more time doing homework   | 29%<br>18 | 21%<br>13 | 21%<br>13  | 30%<br>19      | 63    | 1.89             |

## Q28 Coming to this program has helped me to

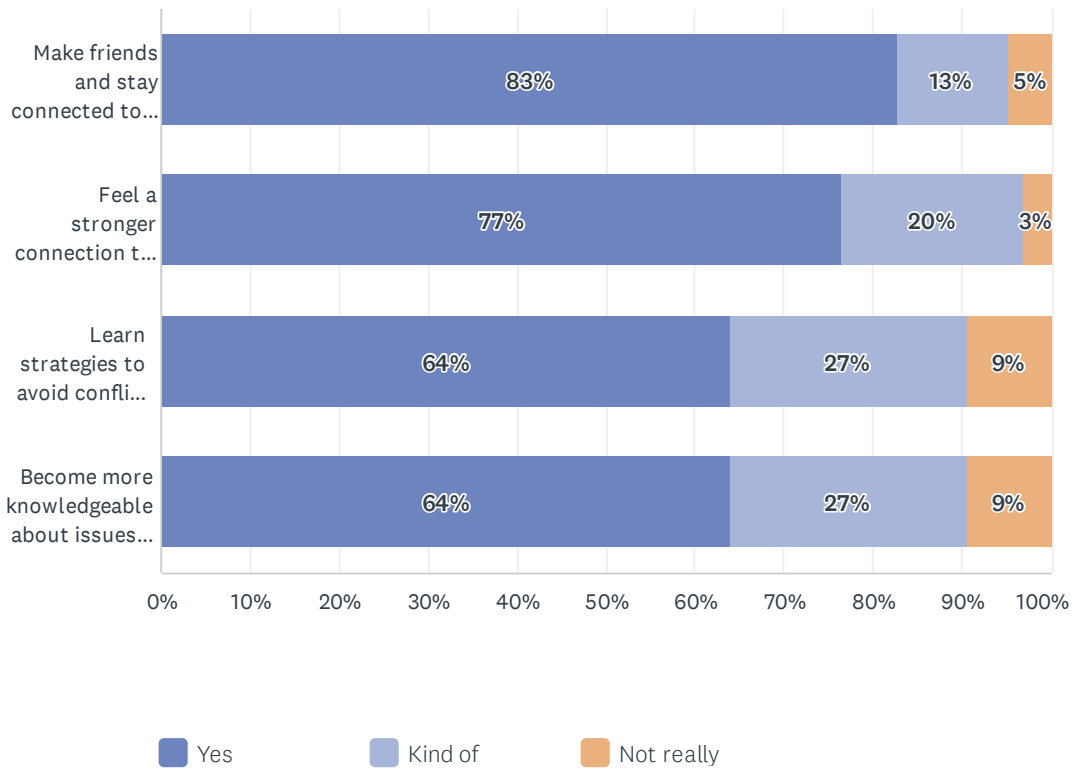
Answered: 64 Skipped: 0



|   | YES       | KIND OF   | NOT REALLY | DOES NOT APPLY | TOTAL | WEIGHTED AVERAGE |
|---|-----------|-----------|------------|----------------|-------|------------------|
| Improve my communication skills                   | 80%<br>51 | 14%<br>9  | 5%<br>3    | 2%<br>1        | 64    | 1.24             |
| Start thinking more about my future               | 64%<br>41 | 27%<br>17 | 3%<br>2    | 6%<br>4        | 64    | 1.35             |
| Improve my artistic/creative skills               | 61%<br>39 | 17%<br>11 | 8%<br>5    | 14%<br>9       | 64    | 1.38             |
| Learn about potential job or career opportunities | 47%<br>30 | 27%<br>17 | 16%<br>10  | 11%<br>7       | 64    | 1.65             |
| Improve my athletic or physical skills            | 44%<br>28 | 16%<br>10 | 19%<br>12  | 22%<br>14      | 64    | 1.68             |

## Q29 Coming to this program has helped me to

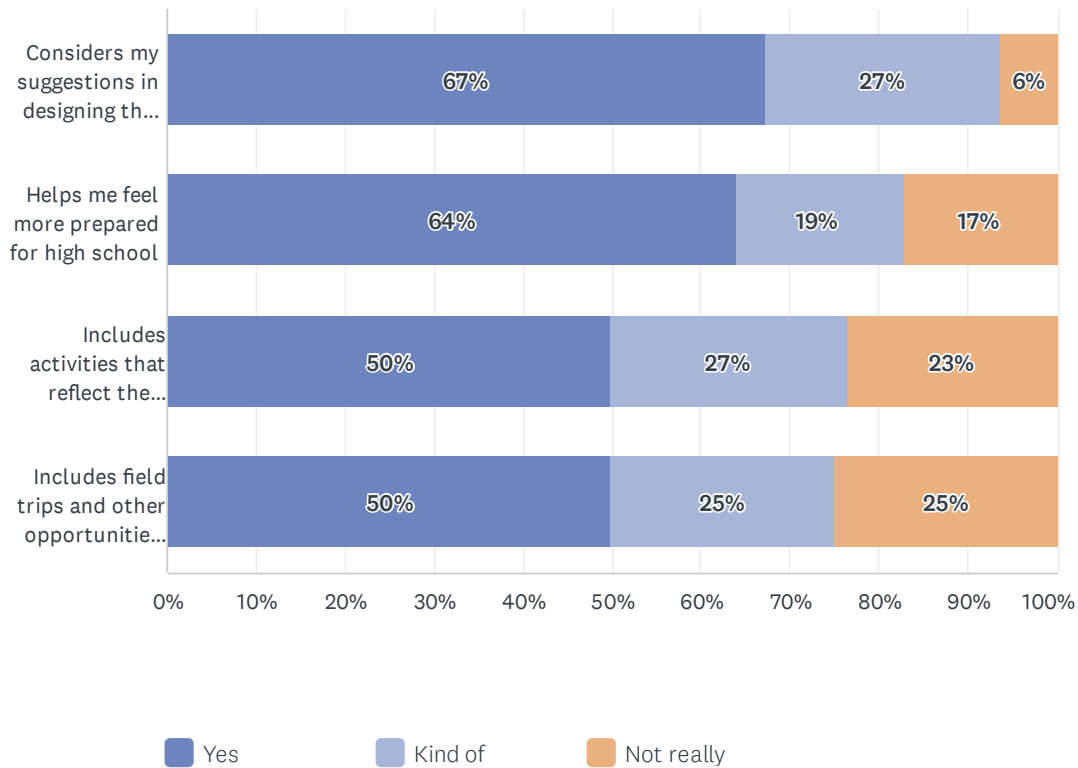
Answered: 64 Skipped: 0



|   | YES       | KIND OF   | NOT REALLY | TOTAL | WEIGHTED AVERAGE |
|---|-----------|-----------|------------|-------|------------------|
| Make friends and stay connected to peers                                    | 83%<br>53 | 13%<br>8  | 5%<br>3    | 64    | 0.78             |
| Feel a stronger connection to my community                                  | 77%<br>49 | 20%<br>13 | 3%<br>2    | 64    | 0.73             |
| Learn strategies to avoid conflict and stay out of fights                   | 64%<br>41 | 27%<br>17 | 9%<br>6    | 64    | 0.55             |
| Become more knowledgeable about issues affecting my community and the world | 64%<br>41 | 27%<br>17 | 9%<br>6    | 64    | 0.55             |

## Q30 The program...

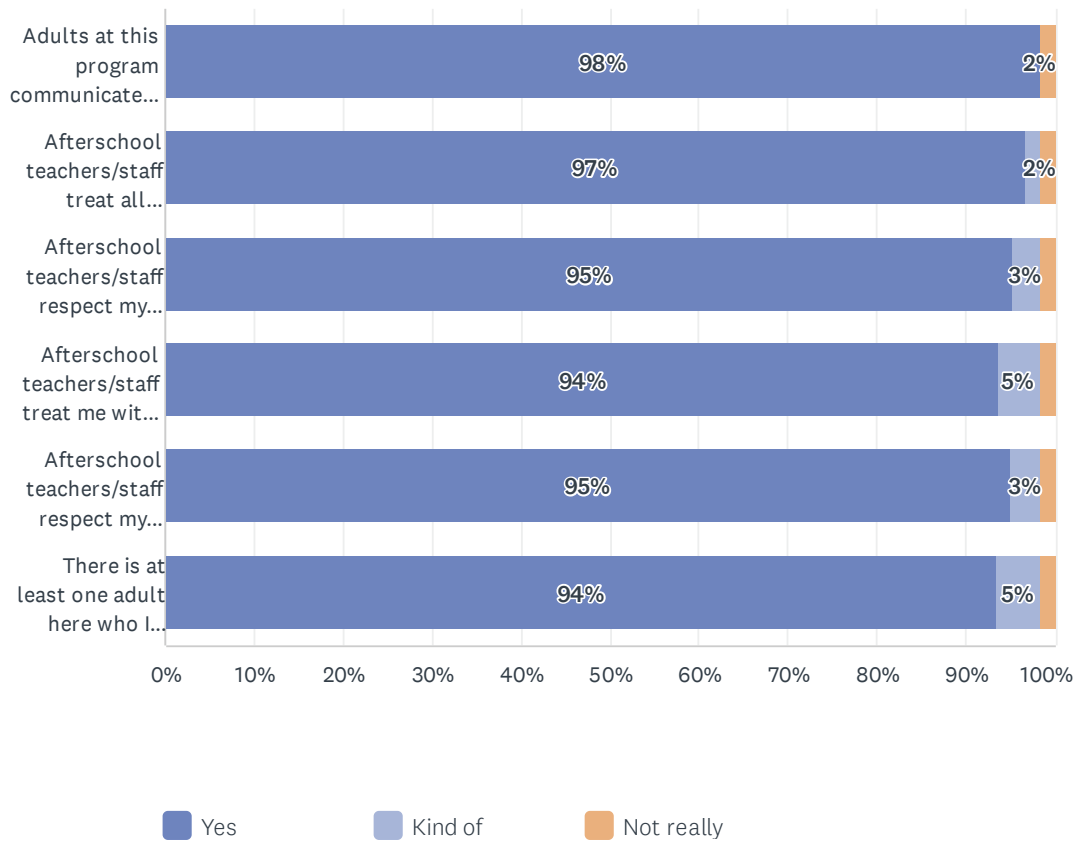
Answered: 64 Skipped: 0



|   | YES       | KIND OF   | NOT REALLY | TOTAL | WEIGHTED AVERAGE |
|---|-----------|-----------|------------|-------|------------------|
| Considers my suggestions in designing the program activities and making them better | 67%<br>43 | 27%<br>17 | 6%<br>4    | 64    | 1.39             |
| Helps me feel more prepared for high school   | 64%<br>41 | 19%<br>12 | 17%<br>11  | 64    | 1.53             |
| Includes activities that reflect the language and culture of my family              | 50%<br>32 | 27%<br>17 | 23%<br>15  | 64    | 1.73             |
| Includes field trips and other opportunities to be outdoors                         | 50%<br>32 | 25%<br>16 | 25%<br>16  | 64    | 1.75             |

## Q32 How do you feel about the adults in the program?

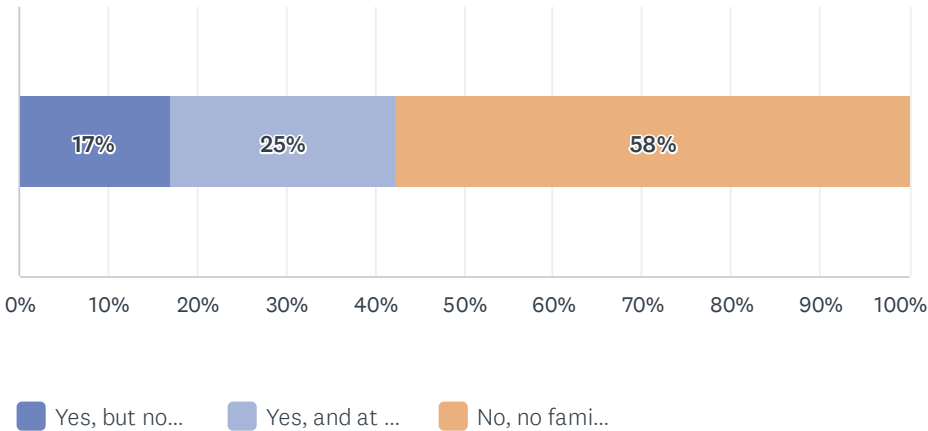
Answered: 64 Skipped: 0



|   | YES       | KIND OF | NOT REALLY | TOTAL | WEIGHTED AVERAGE |
|---|-----------|---------|------------|-------|------------------|
| Adults at this program communicate with me in a language that I can understand    | 98%<br>62 | 0%<br>0 | 2%<br>1    | 63    | 1.03             |
| Afterschool teachers/staff treat all students fairly.                             | 97%<br>61 | 2%<br>1 | 2%<br>1    | 63    | 1.05             |
| Afterschool teachers/staff respect my cultural background.                        | 95%<br>61 | 3%<br>2 | 2%<br>1    | 64    | 1.06             |
| Afterschool teachers/staff treat me with respect.                                 | 94%<br>60 | 5%<br>3 | 2%<br>1    | 64    | 1.08             |
| Afterschool teachers/staff respect my gender identity and sexual orientation.     | 95%<br>59 | 3%<br>2 | 2%<br>1    | 62    | 1.06             |
| There is at least one adult here who I could go to for advice if I had a problem. | 94%<br>58 | 5%<br>3 | 2%<br>1    | 62    | 1.08             |

Q33 Were adult family members invited to attend any after-school program activities or events this year?

Answered: 59   Skipped: 5



| ANSWER CHOICES   | RESPONSES |    |
|--|-----------|----|
| Yes, but none of my family members were able to attend the event.                | 17%       | 10 |
| Yes, and at least one of my family members was able to attend at least one event | 25%       | 15 |
| No, no family events this year.  | 58%       | 34 |
| TOTAL  |           | 59 |