

Library Services

Library Lesson

Topic	Students will research the American Revolution and the Battles of Lexington and Concord in Britannica School Encyclopedia. They will access articles, images, videos, and web's best sites to take notes and compile their research to complete their exit ticket.
Grade	4
Essential Question(s)	1. Why were the American colonists driven to declare war on the British Empire? 2. What happened at the Battles of Lexington and Concord?
Learning Objectives	1. I can describe the colonies' grievances with Great Britain. 2. I can describe in detail causes of the American Revolution. 3. I can identify key places at the beginning of the American Revolution. 4. I can describe what happened at the Battles of Lexington and Concord.
Lesson	The teacher will ask the following: What political and economic tensions led the colonists to declare war on the British Empire? The teacher will lead a class discussion on what took place at the Battle of Lexington and Concord, before the students begin their research. She will explain that today you will research the events that led to the American Revolution. Next, the teacher will review with the students how to login to CLEVER. Students will scroll down or click Library Services in the left-side menu and click on Britannica School. The teacher will demonstrate how to use the icon buttons (Send to, Favorites, Print, Cite, Translate, Listen, Font up, and Font down) available in all articles to help them navigate both encyclopedia articles. She will show them additional features (Table of Contents, Did you Know? and Related Sources to view age-appropriate vetted websites. Finally, the teacher will explain the Exit Ticket assignment before sending each student to a computer. Each student will login to Clever and repeat the steps above. Each student will type American Revolution in the search bar and click the search term to view the article. Students will select the article Reading Level or they can read both articles. As they read, the article(s) they will take notes on the handout provided

	by the teacher. Students will also view the related content to complete their research. When the student has finished taking notes, they will complete the Exit Ticket.
Standards	<p><u>NG ELA 4W2</u>: Write informative/explanatory texts to explore a topic and convey ideas and information relevant to the subject.</p> <p><u>NYS K-8 Social Studies Framework 4.3d</u>: Growing conflicts between England and the 13 colonies over issues of political and economic rights led to the American Revolution. New York played a significant role during the Revolution, in part due to its geographic location.</p> <p><u>ISTE 3a</u>: Students plan and employ effective research strategies to locate information and other resources for their intellectual or creative pursuits.</p> <p><u>Empire State Information Fluency Continuum (ESIFC)</u>: <u>Standard 1: Inquiry and Design Thinking</u> <u>1.1: Construct</u> <u>4.13: Drawing a Conclusion from Evidence</u></p>
Assessment	Exit Ticket: Suppose you are a historian and you are collecting research to write a report on the American Revolution. In your report; describe in detail two causes of the American Revolution. Draw an image the represents one of the key battles of this war. Write a caption for your drawing.

Name: _____

Class: _____

Library and Information Science

Ms. Westphal

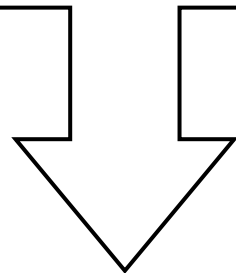
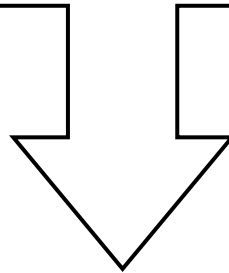
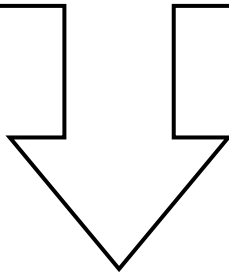
Drawing a Conclusion from Evidence

Main Idea

Supporting Detail

Supporting Detail

Supporting Detail



Conclusion


Name: _____

Class: _____

Library and Information Science

Ms. Westphal

**Draw an image that represents one of the key battles of the American Revolution.
Write a caption for your drawing.**



Suppose you are a historian and you are collecting research to write a report on the American Revolution. In your report, describe in detail two causes of the war.
