

Strategic Planning:

Rightsizing Yonkers Public Schools

*Improving District School Choice
and Ensuring Access to High-Quality Education*





OUR VISION

Creating a Foundation for Success:
Innovation, Inspiration, Critical Thinking,
and Excellence for All

OUR MISSION

Yonkers Public Schools is committed to creating a culturally responsive and sustaining environment that ensures all learners in our school community are equitably prepared with critical thinking skills, able to lead, inspire, and succeed in the world of today and tomorrow.

"Creating a Foundation
for Success"

"Ensuring all learners
in our school
community are
equitably prepared..."

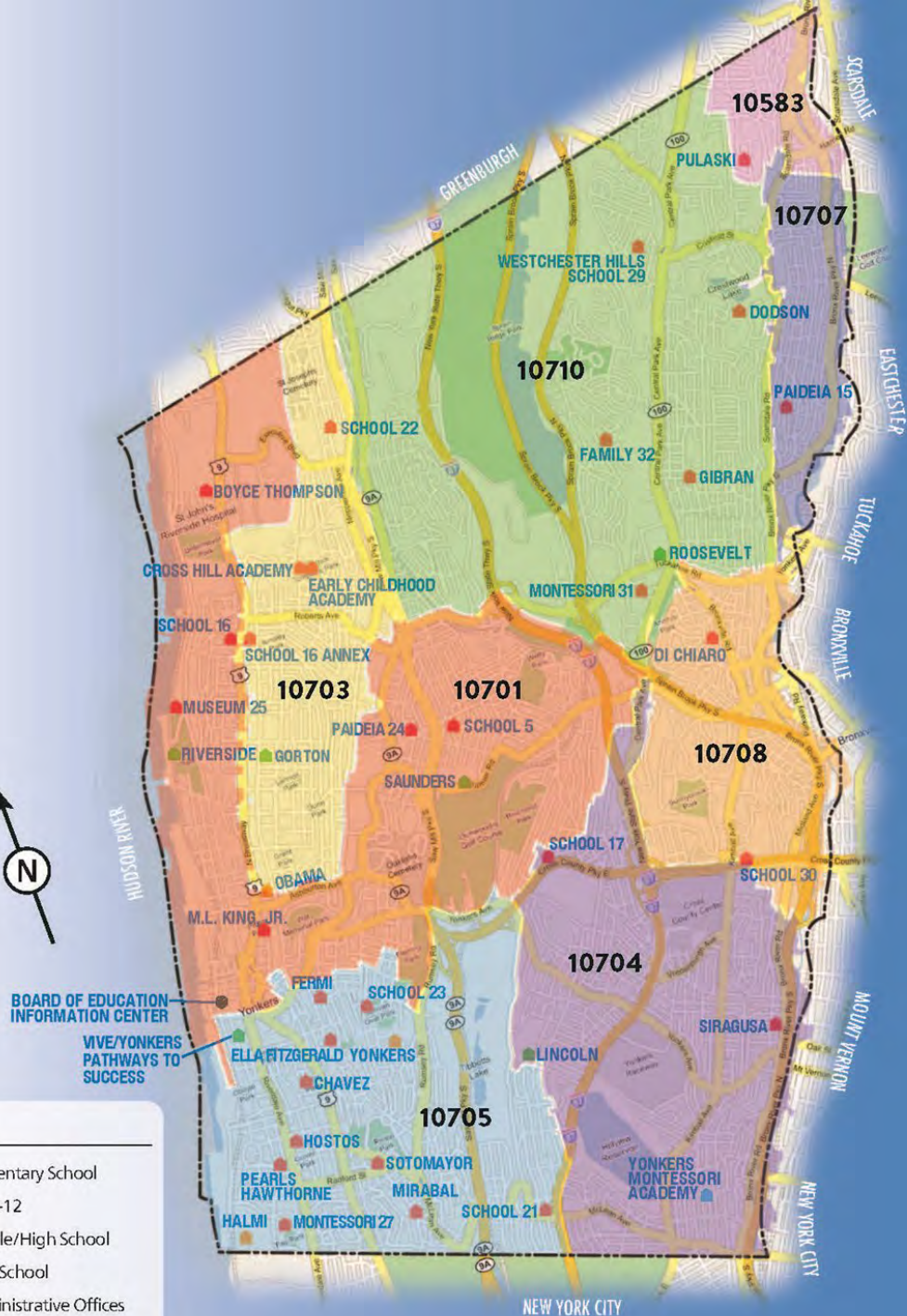



Rightsizing

Optimize district resources to improve educational quality, support student needs, and ensure long-term sustainability.

KEY

- Elementary School
- Pre K-12
- Middle/High School
- High School
- Administrative Offices



Yonkers Public Schools 10-Year Enrollment Analysis

STUDENT ENROLLMENT
PRE-KINDERGARTEN TO 12TH GRADE



Notes

Reduced enrollment
since 2015

2,475
fewer students

Rightsizing Strategy

Cut unnecessary
costs. Consolidate
as appropriate.

Evaluate district-
wide resource allocation
to enhance efficiency
and effectiveness.

2025-2026
Time for Rightsizing!

SCHOOL CONFIGURATION & YEAR BUILT

ELEMENTARY PREK-2,5,6

School	Grade Span	Year Built
Siragusa	PK-6	1902
School 17	PK-5	1903
School 21	PK-6	1914
School 22	PK-6	1914
Paideia 24	PK-6	1930
Museum 25	K-5	1930
Mont. 27	PK-6	1960
Mont. 31	PK-6	1953
YECA	PK-2	1963
Total Schools:	9	

ELEMENTARY PREK - 8

School	Grade Span	Year Built
School 5	PK-8	1884
Boyce Thompson	PK-8	1955
DiChiaro	PK-8	1894
Las Hermanas	PK-8	1920
Paideia 15	PK-8	1998
School 16	PK-8	1902
Ella Fitzgerald	PK-8	1904
Hostos	PK-8	1991
School 23	PK-8	1918
Pulaski	PK-8	1936
Gibran	PK-8	1951
School 29	PK-8	1951
School 30	PK-8	1952
School 32	PK-8	1958
MLK	PK-8	1968
Cross Hill Academy	3-8	1963
Sotomayor	PK-7	2024
Cesar Chavez	PK-8	2000
Fermi	PK-8	1927
Pearls	PK-8	1923
Dodson	PK-8	1959
Total Schools:	21	

SECONDARY

School	Grade Span	Year Built
YMA	PK-12	1925
Barack Obama	7-12	1930
YMHS	7-12	1975
Riverside	9-12	1992
Lincoln	9-12	1951
Gorton	9-12	1923
Robert Halmi, Sr.	6 & 9	1994
Roosevelt	9-12	1926
Saunders	9-12	1969
Total Schools:	9	

Oldest school built in 1884.

33% of schools are over 100 years old.

Average age of all schools is 78.

Age of schools influences maintenance costs, enrollment, and educational quality.

Levers for Rightsizing: Key Data for Decision-Making

**Capital
Improvements**

Balloting Trends

**School
Performance**

**Enrollment &
Staffing**

**Enrollment by Zip
Code &
Transportation**

Special Ballot

**School Choice &
Feeder Patterns**



MUSEUM SCHOOL 25



Capital Improvements

Reviewing Necessary Facility Upgrades
to Determine Priority Closures

Closure Priority based on Building Condition Survey (BCS) and Capital Improvement Planning Costs

CLOSURE PRIORITY	SCHOOL NAME	ADDRESS	CAPACITY ACTUAL	CAPACITY FUNCTIONAL	AGE YEARS	2020 BCS COST	CAPITAL EXPENSES SINCE 2020	REMAINING CAPITAL IMPROVEMENTS SINCE 2020	REMARKS
Priority 5	Museum School 25	579 Warburton Ave. 10701	222	325	94	5,600,000	160,000	5,440,000	Lowest occupancy of all schools at 68% . District average is 123%

Museum School 25 requires \$5.4 million in capital improvements and has the lowest occupancy of ALL schools.

The Richard Gazzola Teacher Center will be re-located.

Montefiore Clinic within Museum School 25 offers both medical and mental health services to students.

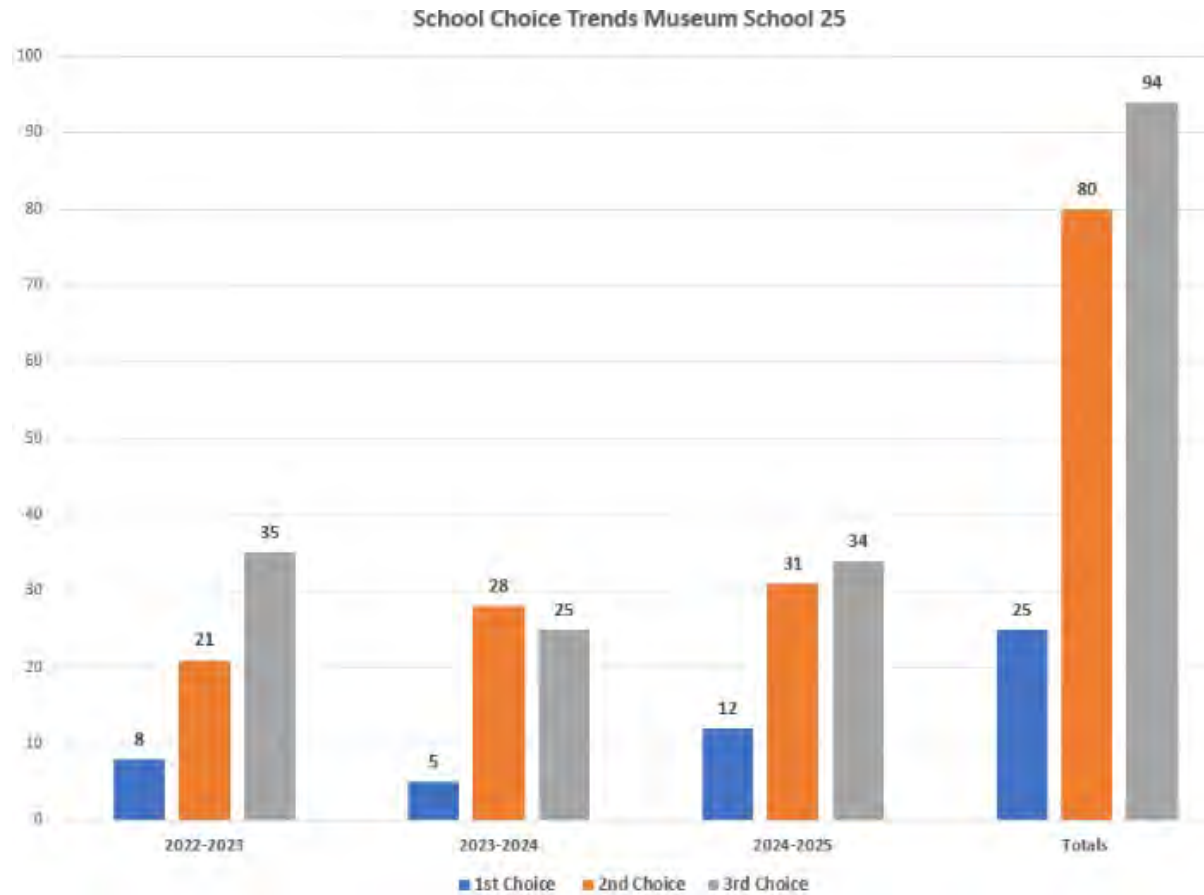


Balloting Trends

Analyzing School Choice Ballots for
Potential Closures

Balloting Trends in Priority Schools

First, second, and third choice over last 3 years

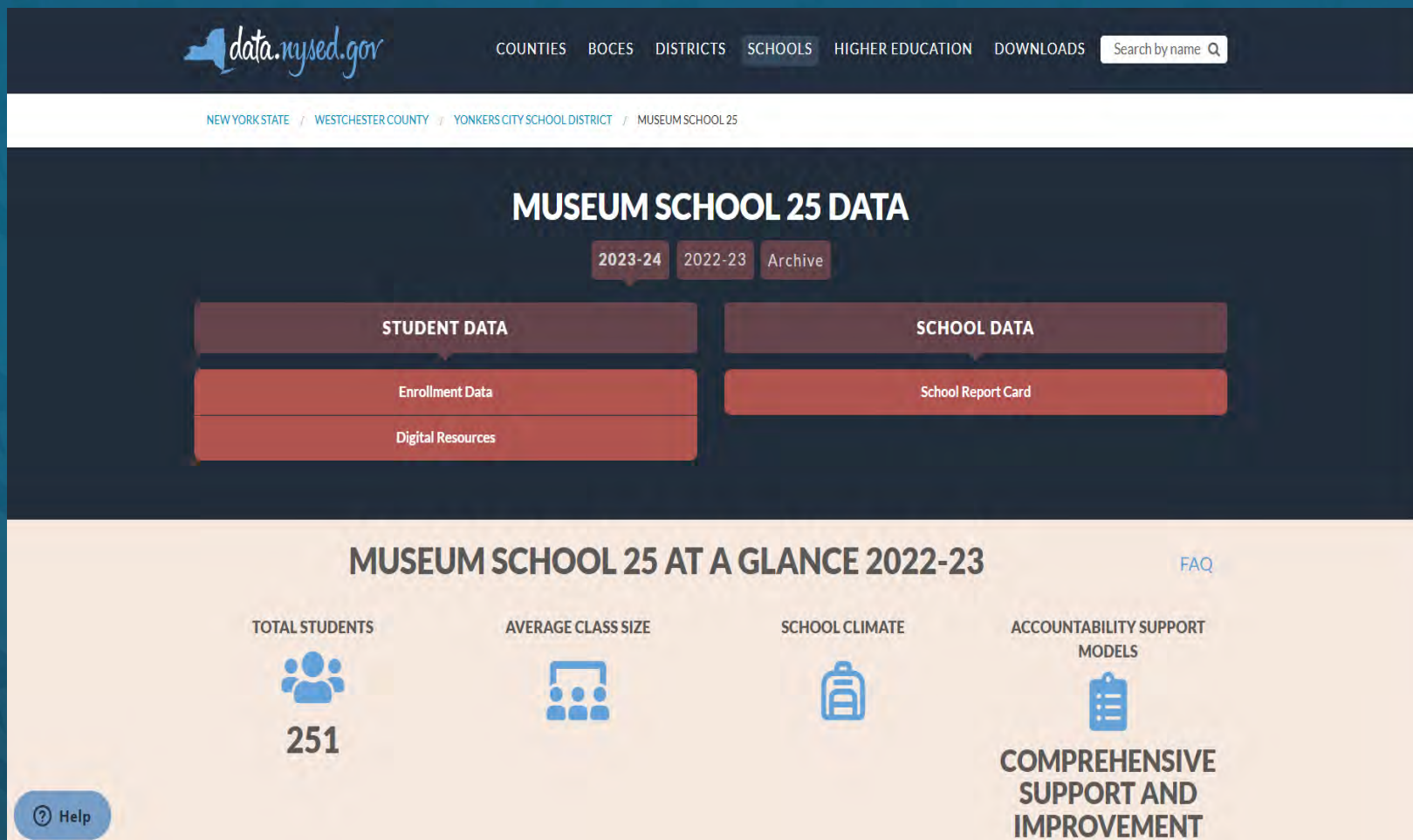


12 Yonkers families chose Museum School 25 as their FIRST choice for the 2024-2025 school year.



Student Performance

Persistent Underperformance and
NYSED Oversight



COMPREHENSIVE SUPPORT AND IMPROVEMENT (CSI):

Determined by being one of the 5% of the lowest performing schools in the state that receives Title I federal funding.

The school has been in accountability since 2010; **15 years of not meeting adequate yearly progress.**

Museum School 25

85% of students are *below proficiency* in **ELA**

97% *below proficiency* in **Math**

Close Museum School 25

Support families with school choice and reallocate resources to improve quality across the district.



Rightsizing: Enrollment & Staffing

School Closure Implications for
Students and Staff

Enrollment and Staffing

Museum School 25 is a K-5 school; 1 section for each grade level with 30 students or less

2024-2025		
Grade	Current # of Teachers Assigned	Current Enrollment 12/27/24
Grade PK	0	0
Grade KK	1	26
Grade 1	1	27
Grade 2	1	21
Grade 3	1	22
Grade 4	1	30
Grade 5	1	27
Grade 6	0	0
Grade 7	0	0
Grade 8	0	0
Special Ed (SC-01) Gr.K-1	1	8
Special Ed (SC-02) Gr.1-2	1	15
Special Ed (SC-03) Gr.3	1	15
Special Ed (SC-04) Gr.4-5	1	16
Special Ed (SC-05) Gr.6	1	15
	11	222
Itinerant teachers covering preps		
Art	0.50	
Vocal M.	0.50	
PE	1.00	
Total:	2.00	

1 Principal to be displaced.

6 Common Branch (K-6) teachers to be displaced.
Positions may be available in posting system.

153 students in grades 1-6 to ballot into new schools.
Strategic options will be reviewed in next slides.

69 Special education students and staff will be relocated, by program to other schools.

.5 Art, .5 Music and 1 Physical Education teacher to be displaced. *Positions may be available in posting system.*

A photograph of two yellow school buses parked on a street. The buses have "SCHOOL BUS" written on their sides. A group of children and adults are gathered around the buses, some standing near the open doors. The scene is outdoors with trees and a sidewalk visible. The image is overlaid with a semi-transparent blue filter.

Enrollment by Zip Code & Transportation

Informing School Choice Options for
Closure

Student Enrollment by Zip Code

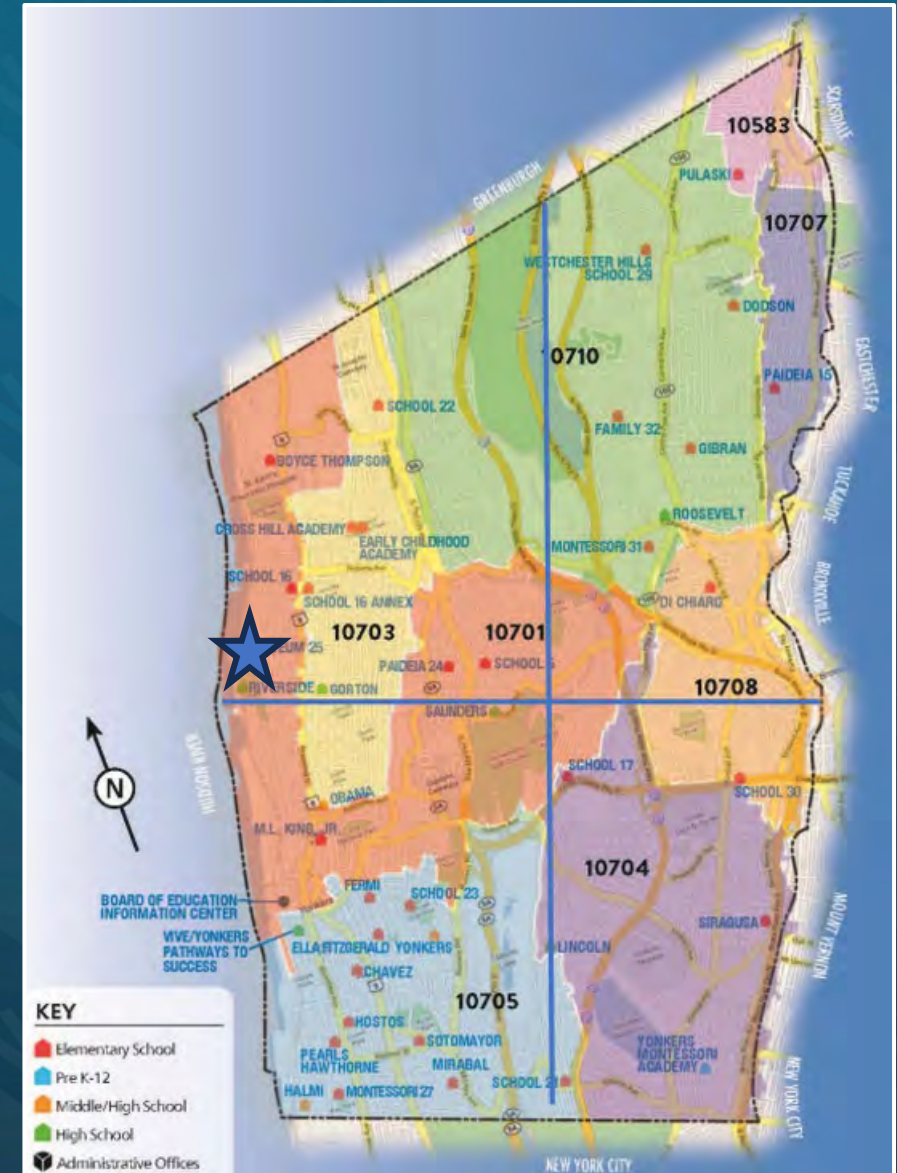
- Majority of students from 10701 and 10705.
- Many choice schools in the Southwest quadrant.

525	10701	222	%	Transportation
10550		2	1%	3 Buses 9 Vans 1 Displaced Caravan
10553		2	1%	
10701		130	59%	
10702		1	0%	
10703		19	9%	
10704		6	3%	
10705		55	25%	
10710		7	3%	

130 students (59%) are from the zip code 10701.

55 students (25%) are from 10705.

3 Big Buses for general education students.



Transportation Costs

Museum School 25 has 3 General Education Buses

Special Education vans will continue to transport students with an IEP to assigned schools

Route Number	Contractor	SchoolName	School Code	Student Count	Aide	Type of Run	Total Daily Cost	Day	Total
6038	First Student	Museum School 25	525	22		In District Gen Ed	\$ 311.68	182	56,725.76
6040	First Student	Museum School 25	525	17		In District Gen Ed	\$ 311.68	182	56,725.76
6325	First Student	Museum School 25	525	1		In District McKinney Vento	\$ 226.57	182	41,234.83
6408	First Student	Museum School 25	525	9		In District Special Ed	\$ 232.98	182	42,402.36
6419	First Student	Museum School 25	525	6		In District Special Ed	\$ 232.98	182	42,402.36
6455	First Student	Museum School 25	525	8		In District Special Ed	\$ 324.80	182	59,113.60
6497	First Student	Museum School 25	525	8		In District Special Ed	\$ 324.80	182	59,113.60
7024	Royal Coach Lines	Museum School 25	525	34		In District Gen Ed	\$ 314.42	182	57,223.53
7432	Royal Coach Lines	Museum School 25	525	9		In District Special Ed	\$ 256.92	182	46,758.53
7436	Royal Coach Lines	Museum School 25	525	7		In District Special Ed	\$ 256.92	182	46,758.53
7438	Royal Coach Lines	Museum School 25	525	8		In District Special Ed	\$ 256.92	182	46,758.53
7445	Royal Coach Lines	Museum School 25	525	5		In District Special Ed	\$ 256.92	182	46,758.53
7459	Royal Coach Lines	Museum School 25	525	9		In District Special Ed	\$ 256.92	182	46,758.53
									\$ 648,734.45
Bus Monitor	First Student			1			\$ 91.82	182	16,711.24
Bus Monitor	YPS			6			\$ 52.12	182	56,915.04
									\$ 73,626.28
Total									722,360.73

3 Buses = \$170,675.05 which is equivalent to 1 additional teacher.

A photograph of several young children sitting around a wooden table in a classroom, engaged in an activity. The background shows shelves with books and educational posters. The image is overlaid with a semi-transparent blue filter.

Rightsizing: Special Ballot

Balancing Enrollment
Across the District

Available Seats in Nearby Schools

Sibling preference will be considered for all schools in Yonkers.

Museum 25 (10701)		Open Seats in Nearby Schools							
Grade	Enrollment	24 (10701)	Boyce (10701)	MLKA (10701)	16 (10701)	YECA (10703)	CHA (10703)	5 (10701)	Ella (10705)
K	26	8	2	36	---	5	---	---	23
1	27	7	5	20	---	29	---	7	11
2	21	39	8	13	8	34	---	1	21
3	22	30	33	17	5	---	14	6	9
4	30	23	12	7	6	---	14	--	16
5	27	22	15	9 (ICT)	5	--	13	12	22

Museum School 25

Special Ballot for the 2025-2026 School Year

PreK-2	3-5
YECA	Cross Hill Academy
Paideia 24	Paideia 24
Boyce Thompson	Boyce Thompson
MLKA	MLKA
Ella Fitzgerald	Ella Fitzgerald

School Choice Expo

February 26, 2025

School Tours

March 31st thru April 4th



Rightsizing: School Choice & Feeder Patterns

School Configurations that Optimize
Resources and Stability

What is School Choice?

- Allows families to make informed decisions when choosing schools.
- Choice based on grade of the transition students and balloting process.
- Balloting includes an online application to feeder schools.

Museum 25 and School 17 must ballot at the end of 5th grade.

SCHOOL ASSIGNMENTS FOR TRANSITION STUDENTS

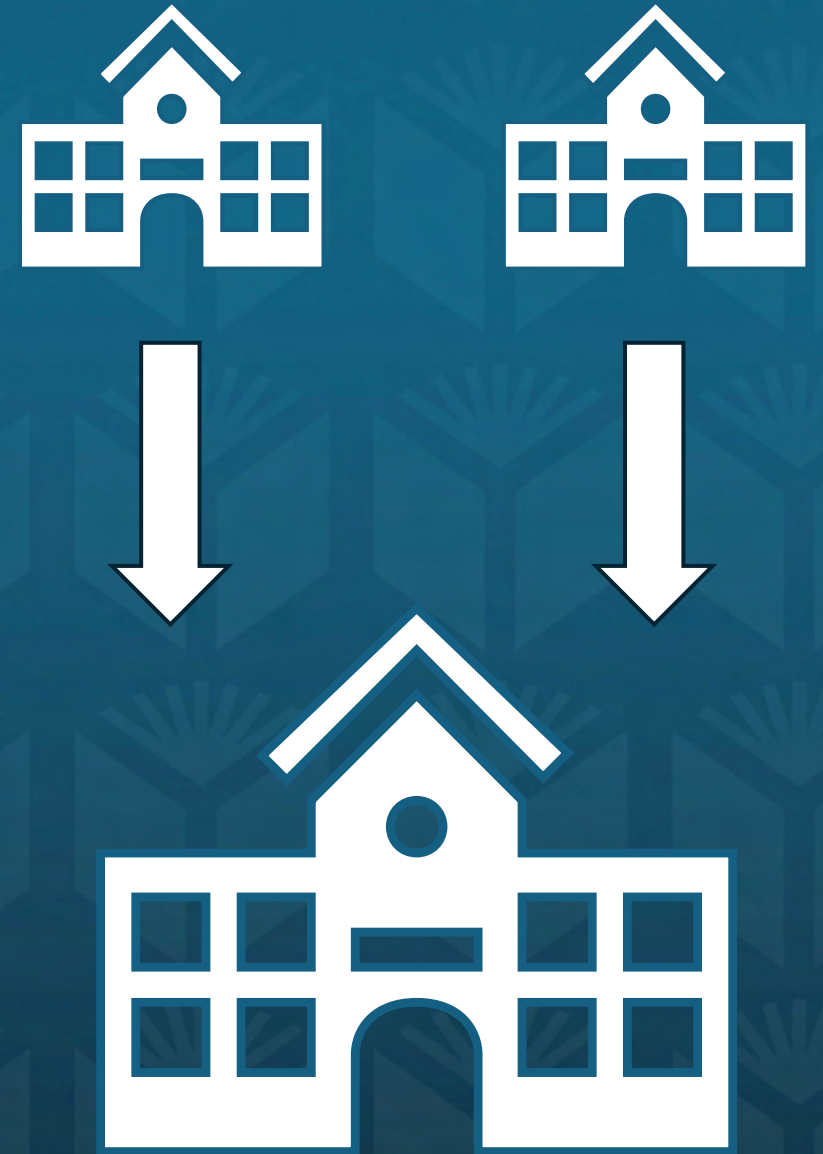
WHO MUST COMPLETE AN ONLINE SCHOOL CHOICE APPLICATION FOR THE 2025-2026 SCHOOL YEAR?

Currently enrolled students in transition grades:

<p>New Students for September 2025</p> <p>If your child is not registered, contact Student Enrollment by phone, (914) 376-8050 or via email at studentenrollment@yonkerspublicschools.org.</p>	<p>Fifth grade students</p> <p>Museum School 25 and School 17</p>	<p>Sixth grade students at Prekindergarten to grade 6 schools, except for those at Montessori School 27 and Montessori School 31 who are automatically assigned to Yonkers Montessori Academy.</p>	<p>All eighth grade students except for those at Barack Obama School for Social Justice and Yonkers Montessori Academy.</p>
---	--	---	--

What is a Feeder Pattern?

- Families ballot when school grade band ends; known as transition year or terminal year.
- School choice options based on grade bands (school configurations) and programs, which create **feeder patterns**.
- There are currently 4 Elementary feeder patterns for students in grades PreK-2, PK-5, and PK-6.
- Two additional feeder patterns for Secondary schools; PreK-8 and 7/8 schools balloting to High School (9-12).



Current Feeder Patterns

PreK/2/5/6



PreK-2
YECA



3 - 8
**Cross Hill
Academy**



PreK-5
**School 17 and
Museum 25**



6 - 12
**Robert Halmi,
Sr.**



PreK-6
**Siragusa,
School 24, 21
and 22**



7-8 or 7-12
**Yonkers Middle
Barack Obama**



PreK-6
**Montessori
27 and 31**



PK - 12
**Yonkers
Montessori
Academy**



Close PreK - 5 Feeder Pattern

To close the feeder pattern:

- Museum 25 is removed.
- School 17 has capacity to become a PreK – 6.
- Halmi becomes 7-12.



PreK-5

**School 17 and
Museum 25**



**6 - 12
Robert Halmi,
Sr.**

Rightsizing:

Decrease student
transitions to ensure
continuity and stability.

Proposed Feeder Patterns

PreK/2/6

Rightsizing elementary school feeder patterns from 4 to 3.



PreK-2
YECA



3 - 8
Cross Hill Academy

❖ School 17 to a PreK-6

❖ Halmi to 7-12

❖ Increases school choice for 6th grade students

❖ Optimizes our resources

❖ Provides stability



PreK-6
Siragusa, School 17, 24, 21 and 22



7-8 or 7-12
Yonkers Middle Barack Obama Robert Halmi, Sr.



PreK-6
Montessori 27 and 31



PK - 12
Yonkers Montessori Academy

A large group of diverse children and adults are posed for a group photo in front of a building. A sign in the background partially reads 'WELCOME TO OUR'. The image is overlaid with a semi-transparent blue rectangle containing the title text.

Rightsizing: Recap

Review of our Proposal and Timeline

We recommend that the BOE closes Museum School 25 to optimize resources and ensure all students receive the highest quality education.

- Capital improvements at minimum \$5.4 million.
- Teacher Center and Montefiore Clinic can be relocated.
- Not a preferred school of choice – lowest occupancy.
- Persistent underperformance; require comprehensive support and improvement .
- Low enrollment; one section for each grade level (~30 students/grade).
- Staff can potentially be absorbed into other schools through posting system.
- Zip code where school is located is inclusive of 5 choice schools, with open seats.
- School configuration (K-5) causes frequent student transitions; not the right size.

Stakeholder Engagement

*Board of Education
 YCA, YFT, & CSEA
 YCPTA & YSEPTA
 School Staff
 Families & Students
 New York State Education Dept.
 Affected Schools
 Registration
 Office of Student Support Services
 Human Resources
 Richard Gazzola Teacher Center
 Montefiore Clinicians
 Transportation
 City of Yonkers*

TENTATIVE

Proposed Date	Audience	Modality/Method	Message
February 10, 2025	Board of Ed, Heads of CBA & PTSA	In Person	Rationale Timeline
February 11, 2025	Principals Affected Montefiore Clinic	In Person or Zoom	Rationale Timeline
February 11, 2025	ABF/Workshop Presentation	Public	Rationale Timeline
February 12, 2025	Staff with Union Representatives	In Person YFT – 8:05 AM – 9:05 AM CSEA – 9:30 AM – 10:30 AM	Recommendation to BOE Timeline Next Steps
February 13, 2025	Parents/Families	In person @ School AM session ZOOM Town Hall 6:00 – 6:30	Rationale Timeline Spring Expo 2/26 & Board Meeting
February 26, 2025	Stated Board of Education Meeting	Public	Final Board Decision
February 26, 2025	Families	Spring Expo	Potential School Choice Options
March 1, 2025	NYSED	NYSED Application Business Portal & Email to SchoolRegistration@nysed.gov	Closing and modifying grade configuration
March 20, 2025	Affected Principals	In person or ZOOM	Additional classes, staff and room utilization New of positions for Shuffle
March 31- April 4	Families	School Tours Special Ballot Consideration to siblings @ other schools	School Choice
March 31 – April 4	YSEPTA Special Education Teachers, Support Staff and Families	In person & ZOOM and in writing	Relocation of Programs
By May 15 th	YFT Human Resources Teacher Center (RGTC)	In writing	Excess letters to Museum 25 Teachers for Postings Relocation of RGTC
May	Museum 25 Families & Students	Email and Letter Home	School Placement Notification

*"Creating a Foundation
for Success"*

RIGHTSIZING

*"Ensuring all learners
in our school
community are
equitably prepared..."*

- ✓ Provides **CHOICE**
- ✓ Optimizes **RESOURCES**
- ✓ Improves educational **QUALITY**
- ✓ Long-term **SUSTAINABILITY**



Q&A